



**Harry Chapin Food Bank**  
OF SOUTHWEST FLORIDA



# Annual Report

## Fiscal Year 2009-2010

**Harry Chapin Food Bank of Southwest Florida**  
[www.harrychapinfoodbank.org](http://www.harrychapinfoodbank.org)

*March 2011*

Dear Friends of the Harry Chapin Food Bank,

When we talk about the 30,000 people who receive help from the emergency food network we support; or about the millions of dollars' worth of food we distributed last year; or about the fact that we can distribute \$6 worth of food for every \$1 spent, most people are very impressed. However, no matter how many numbers we cite, no numbers can convey the extent of the need and the importance of meeting that need.

The import of what we do, and what the partner agencies we serve do on a daily basis, can only be seen in the eyes of the children we serve and in the grateful voices of the families that receive the food.

There are grandparents who, instead of enjoying their golden years, have been thrust into the role of raising their grandchildren. There are single moms just trying to cope with the difficult challenges they face on a daily basis. There are families that have had to settle for household incomes much lower than they were just a year or two ago. There are people whose dreams have been shattered by the stagnant economy and have nowhere else to turn. Their faces tell the real story of hunger and need in Southwest Florida.



Fortunately, because of the generosity of so many in Southwest Florida, and because of programs like the school meal program and the food stamp program, most of these families have a place to turn in their time of need. Most of these children do not go to bed hungry. Most of our neighbors in need are able to find enough food to tide them over the rough times, until they can get back on their feet. This would not be the case were it not for the generous donors and volunteers who support our mission.

Our emergency food system is not perfect. We are not wholly meeting the demand, and we are continually working on how we can do things better; how we can be more efficient, more effective, and more responsible stewards of the food and money that are entrusted to us.

We have made great strides in the past several years, but we have much more left to do to assure that none go hungry in Southwest Florida. You have our commitment that we will continue to strive towards that goal.

Sincerely,

A handwritten signature in black ink that reads "Al Bislain". The signature is written in a cursive, flowing style.

Executive Director

## What the Food Bank Does

The Harry Chapin Food Bank has been in existence since 1983 and continues to serve a five-county service area within Southwest Florida.

The Food Bank is one of 200 Member Food Banks of Feeding America (formerly known as America's Second Harvest), serving communities throughout the country — organizations that recover, transport, recondition (when necessary), and distribute donated food and other grocery products from a central warehouse to a network of nonprofit agencies providing direct distribution to people in need of nutritious food.

### **OUR MISSION:**

**“To overcome hunger in Charlotte, Collier, Glades, Hendry, and Lee Counties through education and by working in a cooperative effort with affiliated agencies in the procurement and distribution of food, equitably and without discrimination.”**

## Why the Food Bank Is Needed

In the Food Bank's five-county service area, approximately **112,000 people live in poverty and too often miss meals or experience hunger**. During the past year, most of our Partner Agencies have experienced a significant increase in requests for emergency food assistance. In many cases the demand for emergency food has more than doubled in the past two years. Most of these increases are directly attributable to the housing/construction slump and the corresponding surge in unemployment.

**Lee County has been cited in *The New York Times* and elsewhere as the hardest hit of any U.S. counties by the housing/mortgage crisis.**

The Harry Chapin Food Bank provides food to **170 non-profit agencies throughout five counties of Southwest Florida** (Charlotte, Collier, Glades, Hendry, and Lee). Lee County is the largest service area with a population of 586,908 people and more than 365,000 housing units<sup>1</sup>. In 2009, Lee County reported 42,734 foreclosures, ranking fourth in the nation with nearly one of every eight households experiencing a foreclosure<sup>2</sup>. In fact, Lee County's economic downturn is so sudden and severe that the Brookings Institute recently reported that Lee County's poverty rate has increased from 10.6 percent in 2008 to 14.4 percent in 2009. Lee County's unemployment rate has not improved in 2010, as the county witnessed a 13.2 percent rate in July of 2010<sup>3</sup>, making the already dismal economic circumstances even worse. Indicative of a devastated economic environment, it is not surprising that the reported annual increase in poverty was 73 percent higher than the national average.

Unfortunately, Lee County is not the only county in our service area that is struggling. In Glades County, the most recent information shows the percentage of people below the poverty level estimated to be 21.8 percent. In Hendry County, the estimates were even higher at 23.8 percent<sup>4</sup>. There is no reason to believe that the 2010 report will not show even more of an increase in the number of persons in poverty in our entire service area.

**The current economic crisis in Southwest Florida has left many more families and communities in a condition of being unserved and underserved.**

Our operational expansion and success is dependent upon our ability to increase the amount of food available to our 170 Partner Agencies. These include: Church food pantries, neighborhood centers, low-income housing sites, senior nutrition centers, family crisis centers, soup kitchens, emergency shelters, after school programs, day care centers, rehabilitation facilities, and disaster relief agencies. Collectively these agencies provide nutritious food to more than 30,000 people per month. By collaborating with the Food Bank, these agencies save millions of dollars each year from their food budgets, allowing them to refocus their financial resources on other services within their programs.

Sources for above statistics may be found at:

1 <http://quickfacts.census.gov/qfd/states/12/12071.html>

2 <http://www.naplesnews.com/news/2010/jan/14/lee-county-finished-fourth-2009-us-foreclosures-co/>

3 <http://www.news-press.com/print/article/20100913/NEWS01/100912053/Lee-poverty-rate-sees-big-increase>

4 <http://quickfacts.census.gov>

## 2010 Hunger Study

In 2009, a nationwide “Hunger-Study” was conducted by Feeding America and its network of Food Banks. The results of this study were then compiled, analyzed, and released to the public. Research was conducted and multiple service providers and food recipients were interviewed to compile this enlightening report on local hunger.

In January 2010, Mathematica Policy Research Inc. provided our organization with the local results. In their summarized findings, we were able to ascertain much about our food recipients or clients including the overall demographics, education, and income of the people we serve.

### ***Hunger Study Findings***

For those who have lived in Southwest Florida for the past three years, the survey results were hardly startling. Food demand is up dramatically, and more and more people have had to resort to the emergency food system to feed their families.

- In less than 3 years, the number of people served through the emergency food system has more than doubled in virtually every county, community, and neighborhood of Southwest Florida.
- The percentages of emergency food clients that are children are virtually identical on the national, state, and local levels (38 percent, 38 percent, and 37 percent, respectively). The percentage of seniors served is identical on all three levels (8 percent). There are other similarities in the percentage of clients below the poverty line, the percentage of clients receiving SNAP (Food Stamps), and in a number of other areas.
- The percentage of households that were determined to be “Food Insecure with Hunger” was 63 percent in Southwest Florida, as opposed to 46 percent for those in the state of Florida, and 36 percent nationally. The term “Food Insecure with Hunger,” also known as “Very Low Food Security,” is defined as “People that have struggled with having enough food for the household, including cutting back or skipping meals on a frequent basis for both adults and children.”
- 41 percent of adults in Southwest Florida who receive emergency food have at least one person working, compared to 36 percent nationwide and 33 percent statewide. This would seem to indicate that there are more “working poor” being served in Southwest Florida than in other areas of the state and country.
- 94 percent of adult clients said they were either “very satisfied” or “somewhat satisfied” with the amount of food they received from their emergency food provider; 91 percent were also satisfied with the quality of the food they received.
- The 170 Partner Agencies reported that, on average, 76 percent of the food they receive comes from the Harry Chapin Food Bank.

## ***Additional Findings***

- 9% of the households served by the emergency food pantries consist of a grandparent(s) acting as primary caregiver to a grandchild(ren).
- 35% of adult pantry recipients do not have a high school diploma or GED.
- 9% of adult pantry recipients have college degrees.
- 84% of recipient households are below the Federal Poverty Level.
- 90% of recipient households are below 130% of the Federal Poverty Level.
- 43% of clients stated their child/children had skipped meals because there wasn't enough money for food at some time during the previous 12 months.
- 38% of clients stated that their child/children was/were hungry at least once during the previous 12 months, but that the parents couldn't afford more food.
- 86.5% of the adult clients are U.S. citizens.
- 28.2% of the pantry client households had at least one person in poor health.
- 28.3% of all clients are without health insurance.
- 66.9% of the pantries had no paid staff in their workforce during the week prior to the study, which would indicate that in most cases they are a completely volunteer workforce.
- 70.1% of the pantries stated that the elimination of the food bank would have a devastating impact on their programs, while another 18.1% of the pantries stated that the elimination of the food bank would have a significant impact on their programs.



***More fresh produce  
means better nutrition.***

## How We Help

In Southwest Florida, needy people receive food from any one of the Food Bank's 170 partner agencies including church food pantries, neighborhood centers, Kids Cafe, low-income housing sites, senior nutrition centers, family crisis centers, hospices, soup kitchens, emergency shelters, after-school programs, day care centers, rehabilitation facilities, and disaster relief agencies. These agencies provide direct service to those in need of a meal within Southwest Florida, collectively providing nutritious food to more than 30,000 people per month.

The Food Bank has achieved significant growth in order to meet the needs of hungry people in Southwest Florida — distributing hundreds of thousands of pounds of food each month to organizations serving our neighbors in need. Our growth and success in overcoming hunger in our communities is evidenced by the **annual distribution of 9.6 million pounds of food and other grocery products, valued at more than \$15.3 million per year** (July 1, 2009, to June 30, 2010). In comparison to FY 2008-2009, this is a 60 percent increase (6 million pounds of food distributed in 08-09), or a 3.6-million-pound increase in food distribution.

## Who We Help...In Their Own Words

### Mr. & Mrs. F:

- Young family – 2 adults, children
- Moved from northern U.S. for construction work, lost job, lost health insurance
- First time at a food pantry

*“It will be such a welcome sight for my kids to come home from school and have a snack and a full dinner.”*

### Francine:

- Family – 1 adult single mom, 6 children
- Part-time work, low hourly wages
- First time at this food pantry

*“I can only work part-time. I have a health issue and can't seem to get well enough. Sometimes I go without so my children have something to eat. This food will really help us.”*

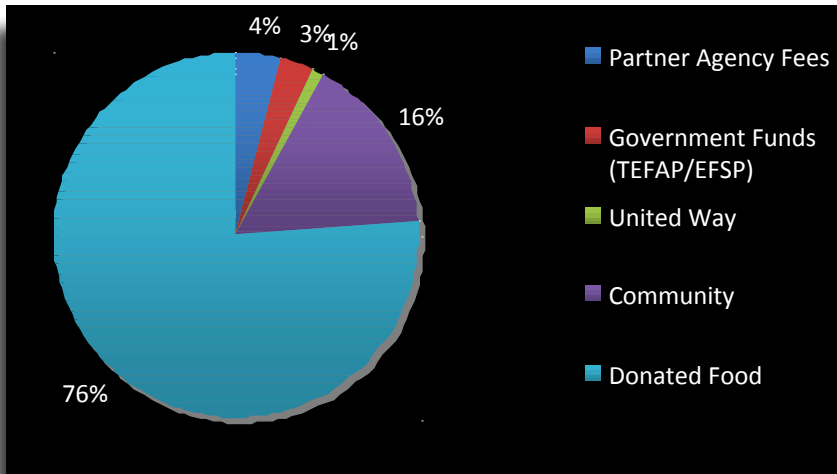
### Louise:

- Family – 1 adult, 2 children older than 18
- Worked as medical assistant and lost her job. She was recently re-employed in medical field after two months.
- Fell behind on bills
- First time at a food pantry

*“I lost a job and I now am re-employed but they withhold the first paycheck. I'm here because I had no means of getting food. I just could not let my family starve.”*

## Where We Get Our Funds

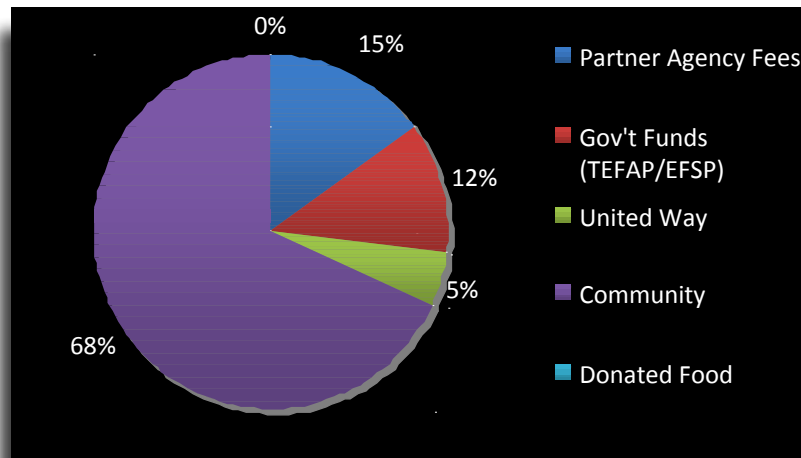
### Funding With Donated Food Valuation



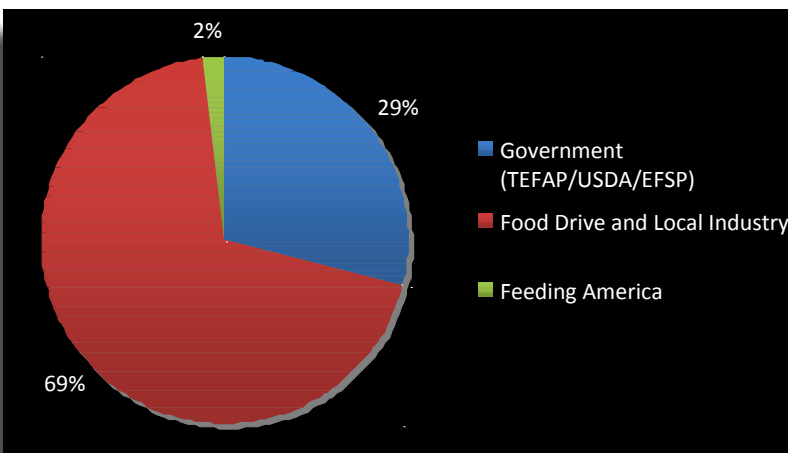
**Funding with food valuation** represents revenue inclusive of food resources. The Food & Drug Administration calculates donated and purchased food at a rate of \$1.60 per pound.

**Funding without food valuation** represents donations that are secured through individual donors, local and national foundations, the United Way, and other sources.

### Funding Without Donated Food Valuation



## Where We Get Our Food



- **Government: 2,255,204 lbs.**
- **Food Drives and Local Industry: 5,407,674 lbs.**
- **Feeding America: 191,246 lbs.**

## Partner Agencies 2009-2010

### Lee County

ABUNDANT GRACE FELLOWSHIP  
ACT SHELTER  
AFCAAM AFTER SCHOOL PROGRAM  
ALL SOULS EPISCOPAL PANTRY  
ALVA UNITED METHODIST CHURCH  
AMERICAN RED CROSS, LEE CO  
ANN'S RESTORATION HOUSE  
APOSTOLIC PRAISE TABERNACLE, INC.  
ASSEMBLY OF GOD  
BONITA SPRINGS ASSISTANCE OFFICE, INC.  
BOOTSTRAP MINISTRY, INC  
BROADWAY CHURCH OF GOD PANTRY  
C & L, A SUPPORT SERVICE, INC.  
CAPE CORAL ASSEMBLY OF GOD  
CAPE CORAL CARING CENTER  
CARL-CON GROUP HOME  
CATHOLIC CHARITIES OF BONITA SPRINGS  
CATHOLIC CHARITIES OF FORT MYERS  
CCMI MOBILE PANTRY  
CENTER FOR LIVING  
CENTRAL BAPTIST CHURCH-FT. MYERS  
CHARLESTON PARK NEIGHBORHOOD ASSOCIATION  
CHILD CARE OF SW FL-SUNSHINE  
CHRIST COMMUNITY CHURCH  
CHRIST COMMUNITY CHURCH OF CAPE CORAL  
COMMUNITY COOPERATIVE MINISTRIES  
CORONADO HIGH SCHOOL  
COVENANT PRESBYTERIAN CHURCH  
CYPRESS LAKE PRESBYTERIAN PANTRY  
DANIELS ROAD BAPTIST CHURCH  
DESTINY MINISTRIES OF SW FL  
DR PIPER CENTER  
EBEN-EZER BAPTIST CHURCH  
E.I.S.H. OF SANIBEL  
FAITH LUTHERAN  
FAITH FELLOWSHIP FOOD PANTRY  
FAITH PRESBYTERIAN CHURCH/WE CARE  
FERRELL'S GROUP HOME  
FIRST ASSEMBLY CORNERSTONE  
FIRST ASSEMBLY MINISTRIES  
FIRST BAPTIST CHURCH OF FORT MYERS BEACH  
FIRST BAPTIST CHURCH OF LEHIGH ACRES  
FIRST COMMUNITY CONGREGATIONAL CHURCH  
FLORIDA BAPTIST CHILDREN'S HOME  
FT. MYERS CHRISTIAN CENTER  
FT. MYERS SHORES SEVENTH DAY ADVENTIST CHURCH  
FT. MYERS RESCUE MISSION  
FT. MYERS SPANISH SDA CHURCH  
FT. MYERS SEVENTH DAY ADVENTIST  
GOD'S POCKET CHRISTIAN CENTER, INC.  
GOOD NEWS BAPTIST  
GOOD SHEPERD MINISTRIES OF SWFL, INC.  
GRACE COMMUNITY CENTER  
GRACE UNITED METHODIST CHURCH  
HABITAT FOR HUMANITY OF LEE COUNTY  
HARLEM HEIGHTS NEIGHBORHOOD ASSOCIATION, INC.  
HARVEST MINISTERIES  
HCFB/CCMI MOBILE PANTRY  
HELPING HANDS  
HOPE CLUB HOUSE  
HOUSE OF PRAYER IV  
INTERFAITH CAREGIVERS INC.  
ISLAND COAST AIDS NETWORK  
JEWISH FEDERATION  
JOB'S HOUSE MINISTRIES  
JUAN DIEGO CENTER  
KING JESUS MINISTRY  
LEE COUNTY DOMESTIC ANIMAL SERVICES  
LEHIGH ACRES CHRISTIAN CHURCH  
LEHIGH COMMUNITY SERVICES  
LIBERTY YOUTH RANCH  
LIFELINE FAMILY CENTER  
LIVING WORD MINISTRIES PANTRY  
MCGREGOR BAPTIST PANTRY  
MORNINGSTAR BAPTIST CHURCH  
NATIONS ASSOCIATION  
NATURE'S COVE, INC.  
NEW LIFE DREAM CENTER  
NEXTEP, INC.  
NORTH NICOLAS HIGH SCHOOL  
OUR DAILY BREAD FAMILY FEEDING  
OUR MOTHER'S HOME  
PACE CENTER FOR GIRLS-LEE COUNTY.  
PAGE PARK COMMUNITY SERVICE CLUB, INC.  
PALMONA PARK IMPROVEMENT ASSOCIATION, INC.  
PENIEL SDA CHURCH  
PINE ISLAND FOOD PANTRY  
PINE ISLAND METHODIST CHURCH  
PINE MANOR IMPROVEMENT ASSOCIATION  
PRESBYTERIAN APTS  
REDEEMER EARLY LEARNING CENTER  
SALVATION ARMY LODGE-FORT MYERS  
SALVATION ARMY S/S-FORT MYERS  
SENIOR FRIENDSHIP CENTERS, INC.  
SOUTHWEST FLORIDA OUTREACH MINISTRY-HOUSE  
OF HOPE  
ST. MATTHEW'S HOUSE THRIFT STORE  
ST. VINCENT De PAUL- PALM BEACH BLVD.  
ST. VINCENT de PAUL, GRAND AVE.  
SUNCOAST NEIGHBORHOOD TASKFORCE, INC.  
SWFL ADDICTION SERVICES  
THE HUMANE SOCIETY OF LEE COUNTY INC.  
TICE UNITED METHODIST PANTRY  
VINEYARD CHRISTIAN FELLOWSHIP-F.M.  
VINEYARD COMMUNITY CHURCH-CAPE  
WINGS OF SHELTER/ SAFE  
WE CARE OUTREACH CENTER, INC./HEALTHY CHOICE  
MINISTRIES  
WORD OF LIFE CHURCH  
YMCA OF LEE COUNTY

## Partner Agencies 2009-2010

### Collier County

AMERICAN RED CROSS, COLLIER COUNTY  
AMIGOS CENTER  
AMIKIDS BIG CYPRESS  
C.C. HUNGER AD HOMELESS COALITION OF  
COLLIER COUNTY  
COLLIER COUNTY HOUSING AUTHORITY LAND, INC.  
CROSSROADS COMMUNITY CHURCH OF NAPLES  
DAVID LAWRENCE MENTAL HEALTH CENTER  
EGLISE DE DIEU ASSEMBLEE DE LA GRACE MENONITE  
INC.  
ELIM FRENCH SEVENTH DAY ADVENTIST CHURCH  
EL SCHADDAI HAITIAN BAPTIST CHURCH  
EVERGLADES COMMUNITY CHURCH  
FAMILY RESOURCE CENTER  
GRACE PLACE FOR CHILDREN & FAMILIES, INC.  
GUADALUPE CENTER, INC.  
GUADALUPE SOCIAL SERVICES  
HUNGER & HOMLESS COALITION OF COLLIER CO.  
HCFB MOBILE PANTRY-GRACE PLACE FOR CHILDREN  
HCFB MOBILE PANTRY-REE OF LIFE CHURCH  
IMMOKALLEE HOUSING AND FAMILY SERVICES, INC.  
IMMOKALEE MULTICULTURAL MULTIPURPOSE  
COMMUNITY ACTION AGENCY  
KIWANIS CLUB  
NAMI OF COLLIER COUNTY, INC.  
NAPLES CHURCH OF GOD  
NEW HOPE MINISTRIES  
NOAH'S ARCH CHURCH, INC.  
RENEW-FIRST ASSEMBLIES MINISTRIES  
ROTARY CLUB-NAPLES  
SALVATION ARMY S/S-NAPLES  
ST. MATTHEW'S HOUSE  
ST. VINCENT De PAUL-NAPLES  
TABERNACLE OF BETHLEHEM  
TREE OF LIFE CHURCH  
YOUTH HAVEN, INC.



### Charlotte County

ABDAS-THE MINISTRY OF LIFE, INC.  
ADVENTIST COMMUNITY SERVICES  
AMIKIDS CROSSROADS INC.  
C.H.A.P.S., INC.  
CHARLOTTE CO. HEALTH PLUS COMMUNITY ACTION,  
INC.  
CHARLOTTE COUNTY HOMELESS COALITION  
COMMUNITY RESOURCE CENTER, INC.  
COOPER ST. - HOSPITAL  
COOPER ST. RECREATION CENTER  
DISCIPLESHIP DRIVEN MINISTRIES INC.  
EDGEWATER UNITED METHODIST CHURCH  
ENGLEWOOD EAST CHURCH OF CHRIST  
FIRST BAPTIST CHURCH/HORN OF PLENTY  
FIRST CHURCH OF THE NAZARENE  
FIRST MACEDONIA MISSIONARY BAPTIST CHURCH  
FRIENDSHIP UNITED METHODIST CHURCH  
GATOR WILDERNESS CAMP SCHOOL  
GOOD SAMARITANS OF CHARLOTTE COUNTY, INC.  
MISSION UNITY, INC.  
OCTAGON WILD LIFE  
PORT CHARLOTTE CHURCH OF CHRIST  
REMNANT SEED MINISTRIES, INC  
SEVENTH-DAY ADVENTIST COMM. SERVICES  
ST. FRANCIS OF ASSISI  
ST. VINCENT De PAUL-PORT CHARLOTTE  
ST. VINCENT De PAUL-PUNTA GORDA  
ST. VINCENT DE PAUL-ST MAXIMILIAN  
ST. VINCENT DEPAUL COMMUNITY HEALTH CARE, INC.  
THE YAH-YAH GIRLS INC.  
TRINITY BAPTIST CHURCH OF PUNTA GORDA  
TRINITY UNITED METHODIST CHURCH

### Hendry County

CATHOLIC CHARITIES OF HENDRY/GLADES  
CLEWISTON SEVENTH-DAY ADVENTIST CHURCH  
COMPASSION AVENUE, INC.  
EVANGEL CHURCH  
HCFB-MOBILE PANTRY-SALVATION ARMY LABELLE  
HEALING WATERS FAMILY LIFE CENTER  
HENDRY-GLADES MENTAL HEALTH CLINIC, INC.  
IGLESIA VIDA NUEVA.TV/NEW LIFE.TV CHURCH  
KNOTTSVILLE FARM, INC.  
SALVATION ARMY UNIT OF LABELLE

### Glades County

AGAPE HOME, INC.  
AMIKIDS LAST CHANCE RANCH, INC.  
ORTONA COMMUNITY ASSOCIATION  
ST. JOSEPH THE WORKER

## Testimonials from Partner Agencies

“We could not do — what we do — without the support of the Harry Chapin Food Bank.”  
— **Fred Cull, Executive Director, Cape Coral Caring Center**

“Harry Chapin and crew is a God sent to the poor of Charlotte County! Without access to the food provided by Harry, the ongoing struggle for the non-profits and “those we serve” would far exceed our ability to provide the quality and quantity of food needed.” — **Elaine Vogel, President, St. Vincent de Paul, Sacred Heart, Punta Gorda**

“Harry Chapin Food Bank makes it possible for us to be here in Bonita to help the hungry with something to eat!”  
— **R.B. McDonough, Centro Juan Diego, Bonita Springs**

“Thanks for the many tons of food and vegetables that the Harry Chapin Food Bank has supplied us with. It has greatly benefited the residents of Charleston Park for the past three years. For many years we had to travel distances averaging 10 miles to receive food when we ran out, but now thanks to you we can walk to our community food pantry and get food every week, and more often in emergencies.”  
— **Alice Washington, Resident Coordinator for Charleston Park and the Charleston Park Neighborhood Association**

“On behalf of the David Lawrence Center in Naples, I would like to say how very much we all appreciate the great work, time, and effort that Harry Chapin Food Bank of Southwest Florida, Inc., provides. Without having the benefit of this agency, our clients would probably have much different meals served to them. We are on a very tight budget, and the Food Bank really allows us to stretch our food purchases tremendously. Keep up the great work; you really do make the difference!!” — **Denise Fussell, Kitchen Supervisor, David Lawrence Center, Naples**

“Without the Harry Chapin Food Bank we could not feed as many people as we do. I only wish we could get food more often than twice a month!” — **Margie Luckhardt, President, St. Francis of Assisi Outreach Ministry**

“Thanks to the incredible work of the Harry Chapin Food Bank the Island Coast AIDS Network has been able to feed over 300 client families throughout Southwest Florida. This last year we were able to hand out more than 92,000 pounds of food, meeting the hunger needs of our clients.” — **Michael J. Howard, ICAN, Fort Myers**

“As a partner agency of The Harry Chapin Food Bank of Southwest Florida, we have witnessed first-hand the profound impact that their programs and services have on the lives of children and families in our community. The number of children experiencing food insecurity and even going without in our community is growing each day. Harry Chapin’s proactive work of assisting families in overcoming hunger and improving access to nutritious, high-quality food for literally thousands of children is highly respected and greatly admired.” — **Ron McSwiney, CEO, Youth Haven, Fort Myers**

“The food we receive through the Harry Chapin Food Bank helps Gator Wilderness Camp School provide nutritional meals to boys who are learning skills for living in the 21st century. Thank you so very much.”  
— **R. Ann Kanagy, Family Social Worker, Gator Wilderness Camp School**

“Our new found purchasing power with the Harry Chapin Food Bank has allowed us to expand our mission from serving children through the backpack program to help with grocery bags for families of children in need.” — **Jim McKee, Pine Island United Methodist Church, Cape Coral**

## Major Achievements 2009-2010

- **60% increase in Food Distribution (*strategic goal is a 20% increase per year*):**

In comparison to FY 2008-2009, when 6,010,040 pounds of food were distributed, a total of 9.6 million pounds of food were distributed in FY 2009-2010, an increase of 3.6 million pounds.

- **Expanded Fleet of Vehicles for the Retail Store Donation Program:**

Refrigerated vehicles are essential to ensure the safe delivery and transport of perishable foods secured through our Fresh Produce and Retail Store Donation Program. During FY 2009-2010, our organization secured one 24-foot refrigerated vehicle from the Lincy Foundation with a value of \$92,341 and one 24-foot refrigerated vehicle from the Wal-Mart Foundation with a value of \$94,576.

- **Food Bank “goes green” to support the Retail Store Donation Program:**

In an effort to reduce long-term fuel costs and the negative environmental impact caused by pollution, the Food Bank was awarded a low-interest loan (268,808 or \$134,404 per truck) and operational matching grant (\$128,195) through the Kresge Foundation. These two 24-foot refrigerated vehicles will be added to the dedicated Retail Store Donation Program’s fleet.

- **SNAP Program (formerly Food Stamps) implemented in 2010:**

Through the generosity of the Southwest Florida Community Foundation, Wal-Mart State Giving Program, and the Bank of America Foundation, the Food Bank implemented its first SNAP Outreach Program. Two bilingual outreach workers were hired to support our SNAP Outreach Program. This program projects securing a potential annual food stamp value of \$364,896 and a local economic value of \$638,568.

- **Mobile Outreach Program implemented in 2010:**

The Mobile Pantry Program offers the community and the recipients or individuals seeking food from our 170 non-profit Partner Agency locations (comprised of food pantries, child hunger programs, shelters, churches, etc.) with a solution to overcome barriers and limitations imposed by minimal or limited agency capacity and infrastructure to safely handle and distribute large amounts of nutritious perishable foods. This program projects distributing 1.5 million pounds of food to the most underserved areas in our five-county service area.

- **Fresh Produce Program increases distribution by 163%:**

During the first fiscal year of operation (2008-2009), the Fresh Produce Program distributed 785,250 pounds of fresh produce to 135 agencies (more than two-thirds of all eligible) throughout Southwest Florida. In the past fiscal year of operation (2009-2010), a year interrupted with a historic freeze at the peak of the growing season, the Harry Chapin Food Bank still managed to distribute 2,067,982 pounds of fresh produce to 159 agencies (almost 90 percent of all our eligible agencies) in Southwest Florida.

- **Awarded 4 stars by Charity Navigator in 2010:**

The Harry Chapin Food Bank has received the highest rating of 4 stars from Charity Navigator for successfully managing the finances of the organization in an efficient and effective manner. We are one of only two non-profit organizations located in Lee County to receive Charitable Navigator’s highest rating.

# Strategic Planning Goals 2009-2012

The Harry Chapin Food Bank developed a long-term strategic plan to address the increasing need for food in the communities we serve. Our organization has implemented proactive and aggressive goals to effectively assist those in need within our community.

## Strategic Goals for 2009-2012

- 1. Food Distribution:** Increase food distribution by 20 percent annually.
- 2. Fundraising:** Raise \$2 million in 2010 and increase by at least 5 percent in 2011 and 2012.
- 3. Capacity Building:** Develop network capacity to more equitably distribute food throughout the service area.
- 4. Innovation in Service Delivery:** Partner with agencies to adopt innovative approaches to address hunger needs in Southwest Florida.
- 5. Board of Directors:** Strengthen the Food Bank's Board of Directors.
- 6. Branding and Public Relations:** Enhance the image of the Food Bank.

**Community Resource:** In addition to serving emergency food programs and soup kitchens, our organization distributes food to dozens of residential care and treatment programs, thereby saving them hundreds of thousands of dollars on their budgets. Thus, funds can be diverted to expand Partner Agency programs and services that directly improve client satisfaction and benefits.

For many of our Partner Agencies, the Harry Chapin Food Bank provides most of the food they distribute to children and families in need. For others, we provide a lesser percentage. Our goal is to support all of our Partner Agencies to the best of our ability. They are the grassroots activists, the community agencies that feed our neighbors in need from Clewiston to Cape Coral, and from Everglades City and Immokalee to Port Charlotte. Please support their efforts, as they are critical to hunger relief in Southwest Florida.

## Cost Effectiveness & Donor Value

Our organization is fully committed to being the most cost-effective, efficient, and productive non-profit organizations in our five-county service area. We understand that the value and return on every donated dollar is of utmost importance to our generous funders, and our ability to lower costs and provide the community with the highest outcomes ensures that we maintain positive donor relations in the future. Our commitment towards this goal is evidenced by the following achievements:

- **Donated Funds:** For every \$1 donated, our organization provides the community with \$6 in food value.
- **Program Expense:** Based on our most recent audit (ending June 30, 2010) 96 percent of every dollar is directly allocated to the mission and program (program expense) of fighting hunger in Southwest Florida. (3 percent of funding is allocated towards administrative expense and 1 percent is allocated towards fundraising expenses).
- **Awarded 4 stars by Charity Navigator in 2010:** The Harry Chapin Food Bank has received the highest rating of 4 stars from Charity Navigator for successfully managing the finances of the organization in an efficient and effective manner. We are one of only two non-profit organizations located in Lee County to receive Charitable Navigator's highest rating.



## Who Helps Us

**In-Kind Donors:** Volunteers are a vital component to the success of our programs and provide services related to packing and sorting food; serve on committees providing guidance and direction to the organization; serve on our Board of Directors; and provide other professional services as needed (marketing, technical, financial, etc.). In calendar year 2009, 1,222 volunteers collectively provided 25,206 hours, which equates to \$510,422 in provided In-Kind Service (the value of a volunteer hour according to the 2008 Independent Sector report is \$20.25/hour).

**Donors:** Donations comprise more than 70 percent of our operational funds and product. We are fortunate to have the support of our community in our mission to eradicate hunger in Southwest Florida. Our organization is sustained through the generous support of many individual, corporate and local business donors; although there are too many to thank individually we could not operate without them. On behalf of the Harry Chapin Food Bank's Staff and Board of Directors, we thank you!

"Helping at the Food Bank was both a rewarding experience, as well as a great team-building event. The volunteered time was a fun experience, where all of us had to work together. We all gained a greater appreciation for the need in our community, the benefits of having the Food Bank as a resource, and the value of volunteering to help make some improvement in other's lives in our community." — **Alexander "Sandy" Robinson, President, Northern Trust**

## Board of Directors 2009-2010

### President

JO ANNA BRADSHAW, Florida Gulf Coast University

### Vice President

P. KEITH SCOGGINS, JR., Attorney, Retired General Counsel, Farm Credit System

### Treasurer

ALEXANDER "SANDY" ROBINSON, President, Northern Trust Bank

### Immediate Past President

CRAIG FOLK, CPA, Miller, Helms, and Folk

### MEMBERS AT LARGE

AIDA BARNHART, Director, Hendry County S.H.I.P.

RABBI JEREMY BARRAS, Temple Beth El

JOHN BELISLE, Senior Vice President, BB&T-Oswald Trippe & Co.

NOELLE MELANSON, Attorney, Phoenix Law

WINTER MYERS, Asst. Vice President, Key Private Bank

SARAH OWEN, Executive Director, Community Cooperative Ministries Inc. (CCMI)

KAREN PATI, Dev. Manager, Chiquita Brands/Fresh Express

RAYMAND PAVELKA, President, Mariner Properties Development, Inc.

STEPHEN POPPER, Vice President/Director, Bois Aise de Montreal Inc.

ERICA VILLAFUERTE, State Housing Initiatives Partnership

*(as of June 30, 2010)*

## Our Promise to You...

**Quality** — We are committed to excellence in services, products and operation.

**People** — We treat all people with respect, dignity and courtesy. We provide a culture in which all can work and learn together.

**Stewardship** — We use our resources wisely, with accountability to the public and concern for the environment.

**Integrity** — We are honest and fair in our dealings with others.

**“Fighting Hunger,  
Feeding Hope”**



**Harry Chapin Food Bank**  
OF SOUTHWEST FLORIDA

3760 Fowler Street, Fort Myers, FL 33901  
(239) 334-7007

[www.harrychapinfoodbank.org](http://www.harrychapinfoodbank.org)